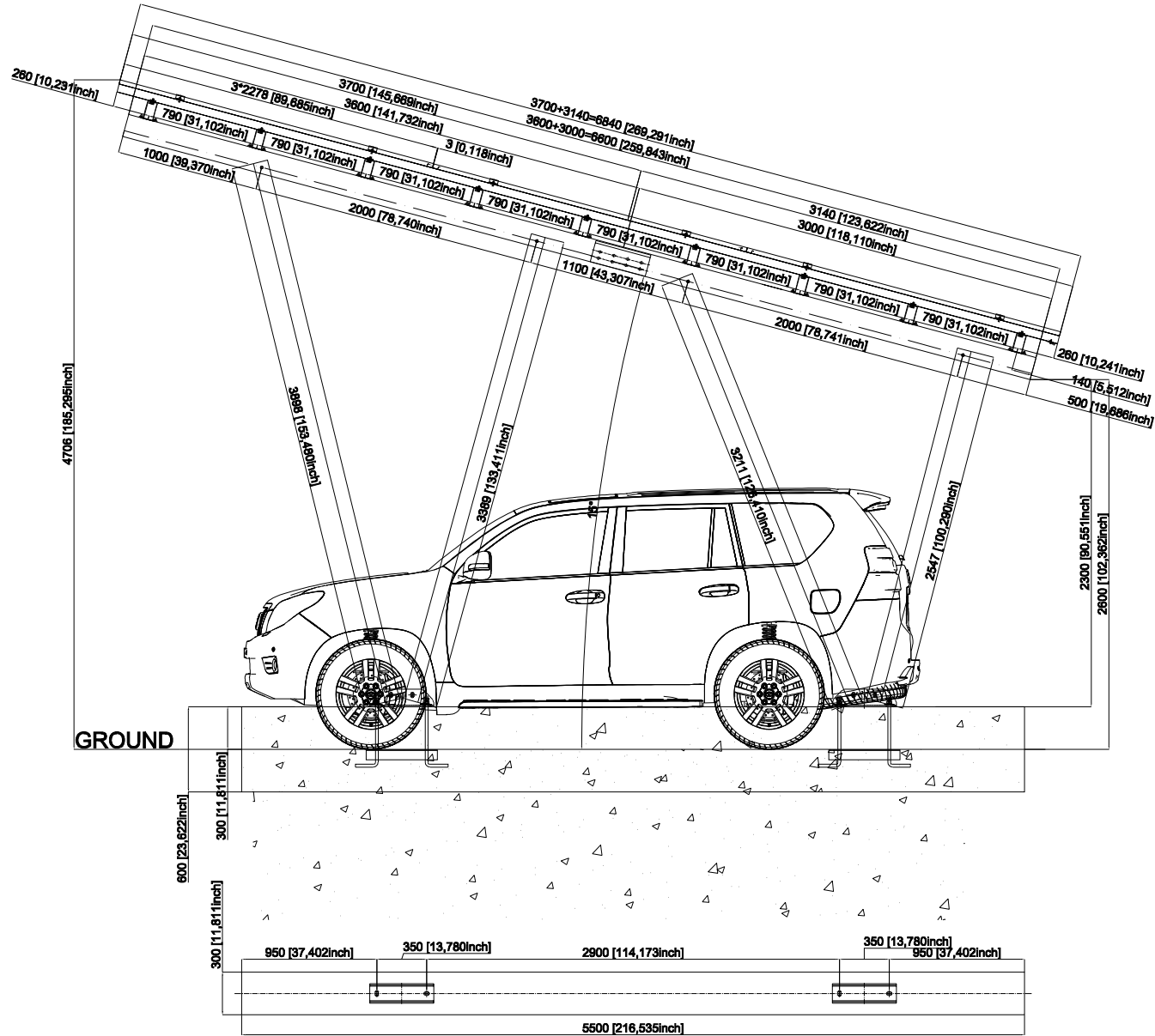


This drawing is valid only if with corresponding edition stamp

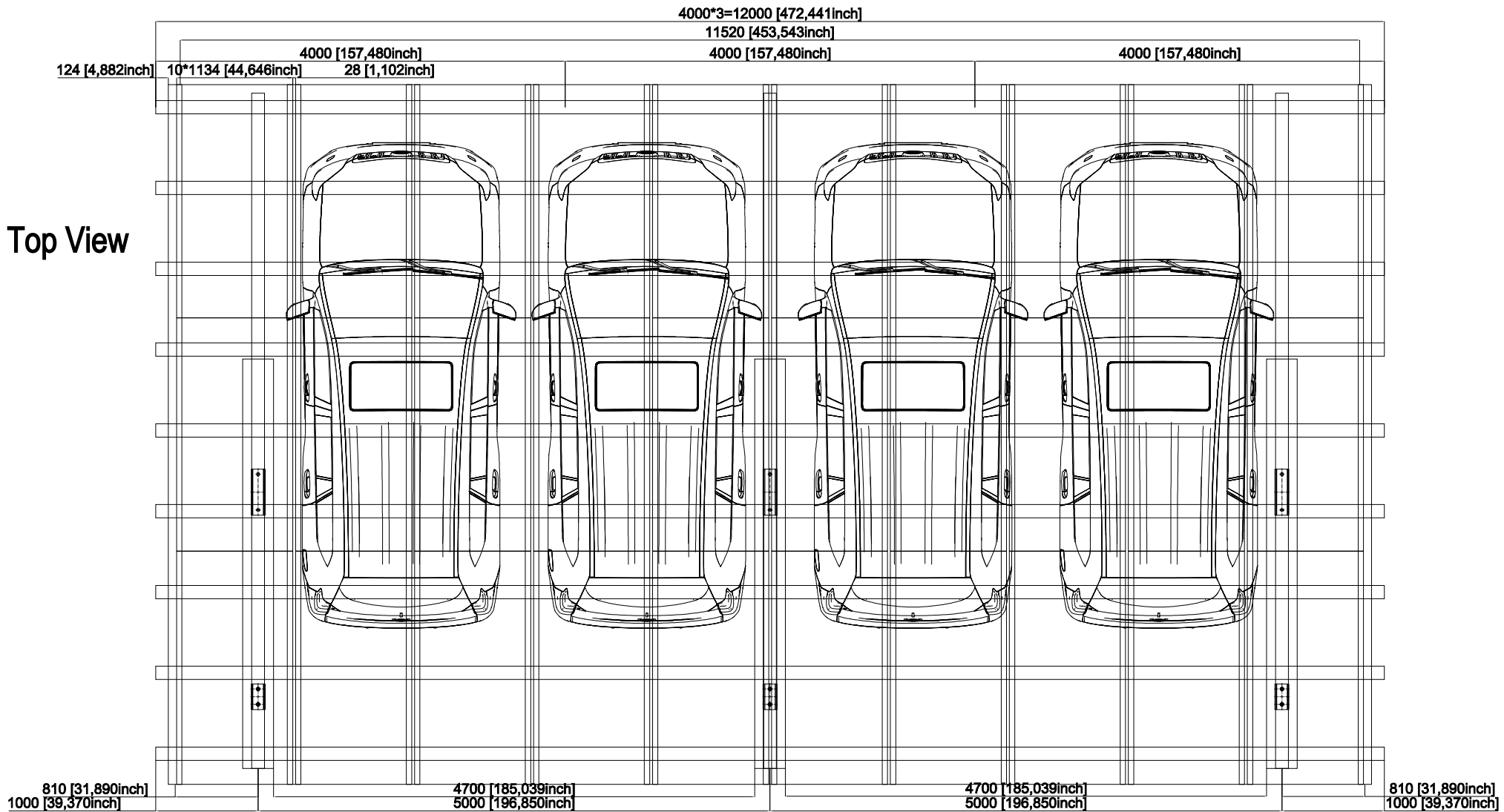
Side View



Item Code	PJ-251022-06		Panel	2278*1134*35	Power	600W	Angle	15°	Design	Chk'D	Appv'D	Do Not Scale Drawing		
	Proj. Name	CARPORT 4		Wind Speed	55 m/s	Snow Load	60 PSF	Layout					View Scale 1:1	
Terrain Categories				Design Code		ASCE 7-10 AISC 360-10		Date	2026-2-12	Ver.	V08			

This drawing is valid only if with corresponding edition stamp

Top View



Item Code	PJ-251022-06
Proj. Name	CARPORT 4

Panel	2278*1134*35	Power	600W	Angle	15°
Wind Speed	55 m/s	Snow Load	60 PSF	Layout	3*10
Terrain Categories		Design Code	ASCE 7-10 AISC 360-10		

Design	Chk'D	Appv'D
--------	-------	--------

Do Not Scale Drawing		
	View	Scale 1:1
Date	2026-2-12	Ver. V08

This drawing is valid only if with corresponding edition stamp

Front View of Waterproof layer

10*1134 [44,646inch] 28 [1,102inch]

1055 [41,535inch]



Item Code	PJ-251022-06		Panel	2278*1134*35	Power	600W	Angle	15°	Design	Chk'D	Appv'D	Do Not Scale Drawing		
	Proj. Name	CARPORT 4		Wind Speed	55 m/s	Snow Load	60 PSF	Layout				3*10	View Scale 1:1	
				Terrain Categories		Design Code	ASCE 7-10 AISC 360-10	Date				2026-2-12		Ver.

This drawing is valid only if with corresponding edition stamp

D-shaped Waterproof Tape

If there are grooves, gluing is the waterproof treatment (Glue is provided by customer)

Solar Panel

Transverse Flume

M20*160 Bolt Kit

Splice of Wide Rail 130

M20*500 Embedded bolt Kit

Inter Clamp Kit

End Clamp Kit

BIPV Waterproof Rail

Transverse Flume

M20*140 Bolt Kit

Wide Rail 130

M12*140 Bolt Kit

4 ST6.3*25 self-tapping screws

Splice for BIPV Waterproof Rail

BIPV Waterproof Rail


Transverse Flume

Apply glue and waterproof treatment between the supporting board and the main water tank (Glue customer supply)

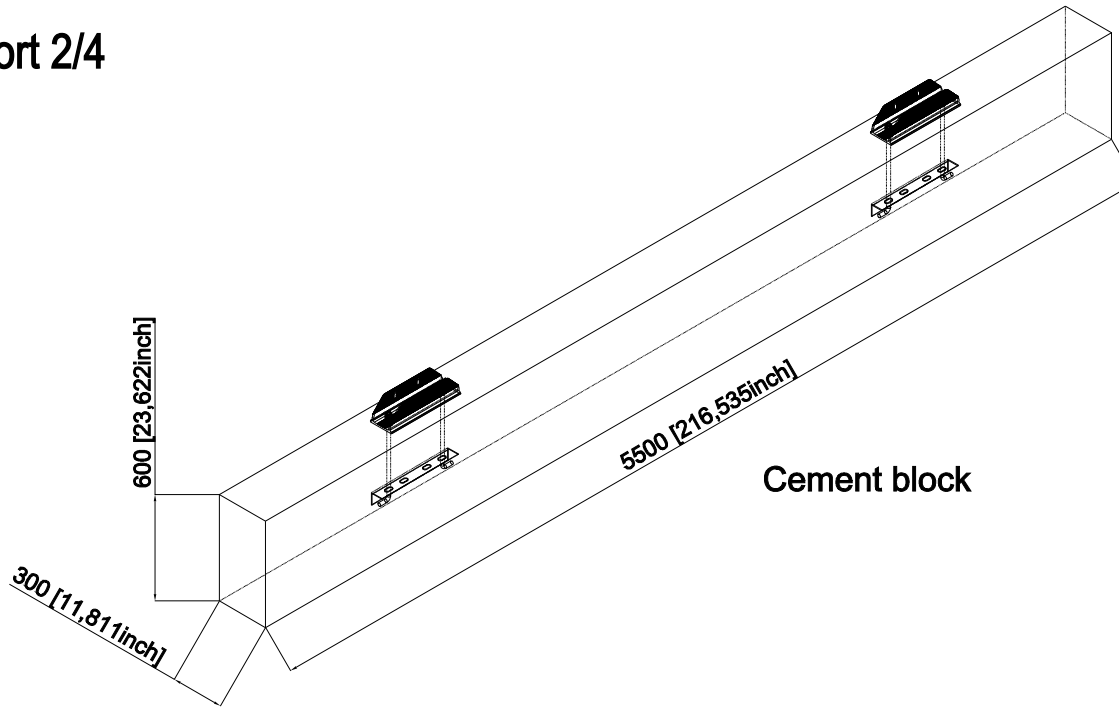


Item Code	PJ-251022-06		Panel	2278*1134*35	Power	600W	Angle	15°	Design	Chk'D	Appv'D	Do Not Scale Drawing		
	Proj. Name	CARPORT-Main Connection		Wind Speed	55 m/s	Snow Load	60 PSF	Layout					View Scale 1:1	
			Terrain	Categories		Design Code	ASCE 7-10 AISC 360-10					Date	2026-2-12	Ver.

This drawing is valid only if with corresponding edition stamp



Foundation of Carport 2/4



Item Code	PJ-251022-06		Panel	2278*1134*35	Power	600W	Angle	15°	Design	Chk'D	Appv'D	Do Not Scale Drawing			
	Proj. Name	CARPORT 4	Wind Speed	55 m/s	Snow Load	60 PSF	Layout							View	Scale 1:1
			Terrain Categories		Design Code	ASCE 7-10 AISC 360-10	Date	2026-2-12	Ver.	V08					